

How to use Toyo Lube Flush King Spray: (for gasoline passenger car)




Step 1
Make sure you have started the car engine.



Step 2
Open the air filter housing.



Step 3
Remove the air filter.




Step 4 (a)
Keep spraying the Flush King at the direction arrow is pointing.




Step 4 (b)
Keep accelerating the engine by pressing the gas pedal at RPM between 2k-3K.

It helps to cleanse your car inner auto parts as follows:



Manifold




Throttle body



Butterfly valve



Piston



Turbocharger



Catalytic converter



Result:
Visible dust / dirt were flushed through exhaust pipe.

Flush King Spray 200ml
Features & benefits:
 Boost car power.
 Fuel saving.
 Easy to use.
 Reasonable low-price.
 Premium quality product.

Another Quality Toyo Lube Product.